



ATLAS COPCO WEDA SMALL RANGE PUMPS

Fast and effective dewatering in small packages
50Hz

Sustainable Productivity

Atlas Copco

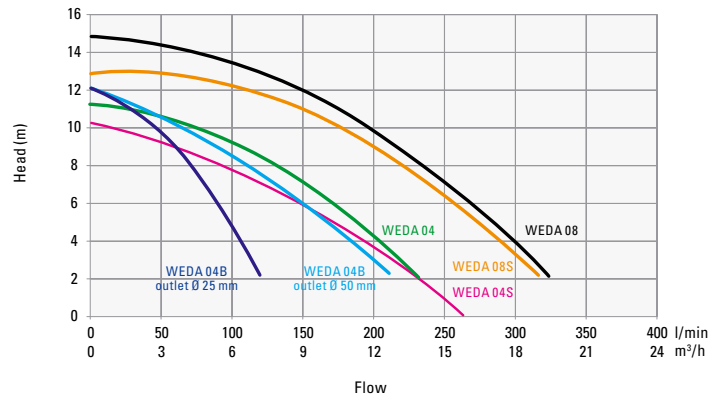
Small in size, light in weight, great in performance

The new Atlas Copco WEDA Small Range pumps are portable, light weight and easily maintained. They provide fast and efficient dewatering for a wide variety of applications, including:

- excavations in construction areas;
- general dewatering requirements at mine, shipyard and other industrial sites;
- fire brigades;
- utility installations and repairs;
- maintenance and clean-up tasks in urban areas; and
- government and military response and preparedness program.

The design of the pump's outer jacket for cooling and thermo protection keeps it running safely under various conditions. The triple shaft seal assures a long life time and the semi vortex wet end minimizes maintenance.

Flowchart

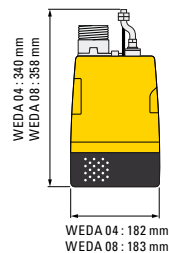


Technical data

		WEDA 04	WEDA 04B	WEDA 04S	WEDA 08	WEDA 08S
Discharge (smooth and threaded BSP)	mm / inch	50 / 2"	25 / 1" (50 / 2" optional)	50 / 2"	50 / 2"	50 / 2"
Motor rating	kW	0.40	0.40	0.40	0.75	0.75
Max. power input	kW	0.65	0.65	0.65	1.20	1.20
Voltage	V	220 (1 ph, 50 Hz)	220 (1 ph, 50 Hz)	220 (1 ph, 50 Hz)	220 (1 ph, 50 Hz)	220 (1 ph, 50 Hz)
Rated current	A	2.8	2.8	2.8	5.2	5.2
Max. flow	l/min	250	225 (with 2" discharge)	270	325	317
	m³/h	15	13.5	16.2	19.5	19
Head	m	11.3	12	10.5	15.2	13
Weight	kg	9	9.5	10	12.4	13
Max. size of solids handled	mm	7.5	4.5	25	7.5	25
Cable length	m	10	10	10	10	10
Max. submerged depth	m	5	5	5	5	5
Impeller type		semi vortex	semi vortex	vortex	semi vortex	vortex
Impeller material		polyurethane	polyurethane	cast iron	polyurethane	cast iron
Shaft seals		silicon carbide	silicon carbide	silicon carbide	silicon carbide	silicon carbide
Motor protection		thermal protection	thermal protection	thermal protection	thermal protection	thermal protection
Motor insulation class	class	E	E	E	E	E
Ph range	pH	6.5 - 8	6.5 - 8	6.5 - 8	6.5 - 8	6.5 - 8
Max. temperature of fluids	°C	35	35	35	35	35

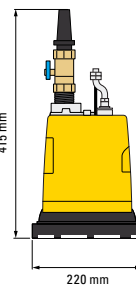
Features

- Dry running capacity;
- Thermal protection on motor;
- Plug and pump;
- Built-in high torque capacitor;
- Double mechanical shaft seals constructed from silicon carbide;
- Additional lip seal for extended lifespan of the primary seal;
- Smooth and threaded discharge connection supplied as standard with the pump;
- Easily accessed impeller and pump housing;
- ISO 9001 and CE approved.



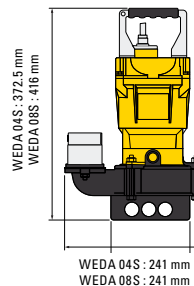
WEDA 04, WEDA 08 drainage pumps

- Polyurethane semi vortex impeller designed to handle water on construction sites, in manholes and industrial pits with very low risk of clogging;
- High torque capacitor/motor and a three terminal auto cut prevent the motor from overload and dry burning.



WEDA 04B residual pump

- Pumps down to 1 mm;
- Rubber coated bottom to avoid damage to tanks and pools;
- 25 mm Ø outlet with a non-return valve to lift and move the pump without spilling or losing suction;
- 50 mm Ø outlet transforms the pump into a regular dewatering pump.



WEDA 04S, WEDA 08S sludge/trash pumps

- Tough against sand, mud and trash;
- Designed with a vortex cast iron impeller and triple seal system;
- Particles and debris up to 25 mm can go through the pump housing with minimal wear;
- Same motor protection as for WEDA 04/08.